



2010-2011 GMT Reports for District (or Undistricted) **District 25 G**

GMT: **Doctor DENNIS D COBLER**

Location: **INDIANA**

GMT CA: **1**

CLUBS

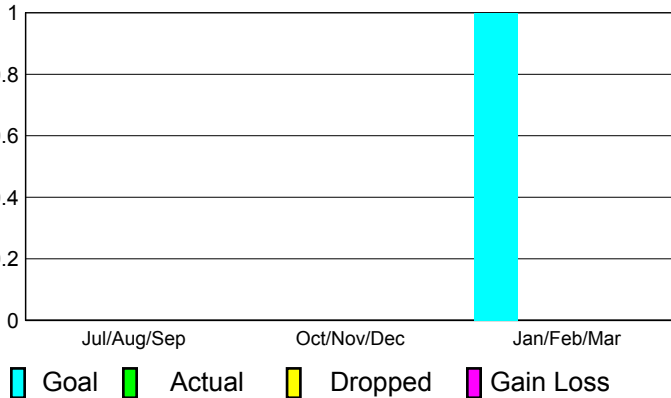
**Club Results
2010-2011**

**Clubs
2009-2010**

| Month | New Club Goal | Actual New Clubs | Actual Dropped Clubs | Gain/Loss of Clubs | Gain/Loss of Clubs |
|---------------|---------------|------------------|----------------------|--------------------|--------------------|
| Jul/Aug/Sep | 0 | 0 | 0 | 0 | 0 |
| Oct/Nov/Dec | 0 | 0 | 0 | 0 | 0 |
| Jan/Feb/Mar | 1 | 0 | 0 | 0 | 0 |
| Totals | 1 | 0 | 0 | 0 | 0 |


Club Results 2010-2011

Goal, New, Dropped, Gain/Loss




Comparison of Club Gain/Loss

Current Year Compared to the Previous Year



YTD Status Quo Clubs 2010-2011

Status Quo Clubs Compared to Status Quo Members



MEMBERSHIP

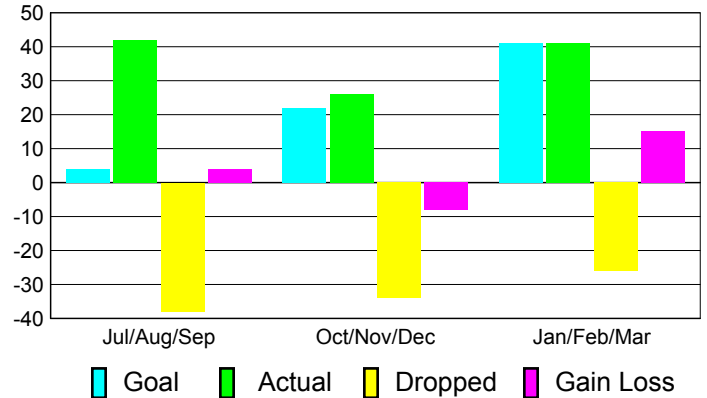
**Membership Results
2010-2011**

**Membership
2009-2010**

| Month | Net Memb Goal | Actual New Memb | Actual Dropped Memb | Gain/Loss of Memb | Gain/Loss of Memb |
|---------------|---------------|-----------------|---------------------|-------------------|-------------------|
| Jul/Aug/Sep | 4 | 42 | -38 | 4 | 3 |
| Oct/Nov/Dec | 22 | 26 | -34 | -8 | -21 |
| Jan/Feb/Mar | 41 | 41 | -26 | 15 | -7 |
| Totals | 67 | 109 | -98 | 11 | -25 |

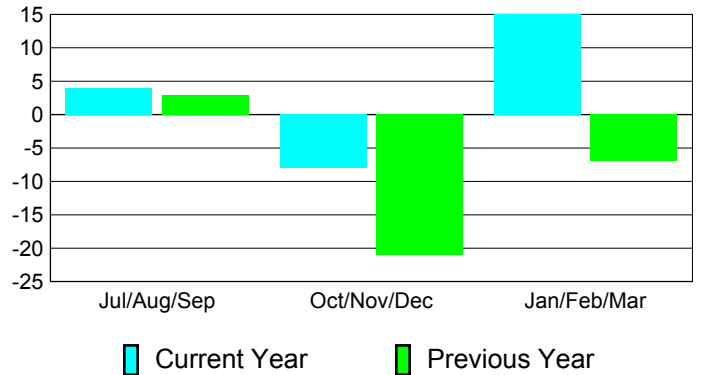
Membership Results 2010-2011

Goal, New, Dropped, Gain/Loss

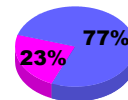


Comparison of Membership Gain/Loss

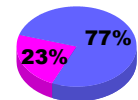
Current Year Compared to the Previous Year



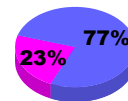
Gender Comparison 2010-2011



Jul/Aug/Sep



Oct/Nov/Dec



Jan/Feb/Mar

Male

Female